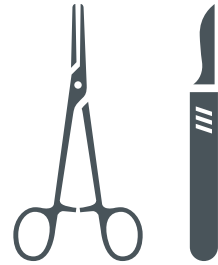


SNAPSHOT: A RECORD YEAR FOR US COSMETIC SURGERY



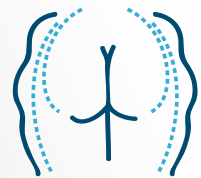
15.9 MILLION
Number of cosmetic procedures
performed in the United States

2% - Rise increase over 2014

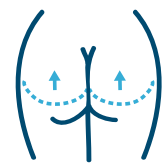
A REAR VIEW

Buttock implants were the
fastest growing type of
cosmetic surgery in 2015

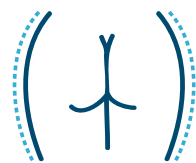
On average, there was a
buttock procedure performed
every 30 minutes of every day.



**BUTTOCK
AUGMENTATION
WITH FAT
GRAFTING**
14,705 procedures,
up 28%



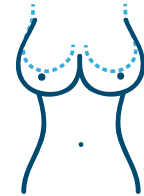
BUTTOCK LIFT
4,767 procedures,
up 36%



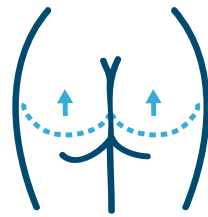
**BUTTOCK
IMPLANTS**
2,540 procedures,
up 36%

SINCE Y2K:

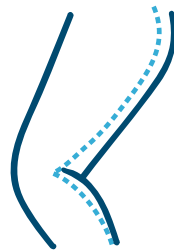
OVERALL PROCEDURES
have risen 115% since 2000.



BREAST LIFTS
up 89% (99,614 in 2015, up
from 52,836 in 2000)



BUTTOCK LIFTS
up 252% (4,767 in 2015, up
from 1,356 in 2000)



LOWER BODY LIFTS
up 3,973% (8,431 in 2015, up from 207
in 2000)



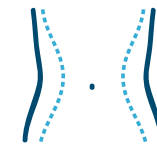
UPPER ARM LIFTS
up 4,959% (17,099 in 2015, up
from 338 in 2000)

BOOM & BUSTS – THE TOP 5 COSMETIC SURGICAL PROCEDURES

Of the 1.7 million cosmetic
surgical procedures performed
in 2015, the top 5 were:



BREAST AUGMENTATION
(279,143 procedures, down 2%
from 2014, up 31% from 2000)



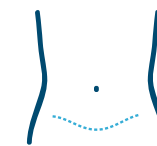
LIPOSUCTION
(222,051 procedures, up 5% from
2014 but down 37% from 2000)



NOSE RESHAPING
(217,979 procedures, unchanged
from 2014, down 44% since 2000)



EYELID SURGERY
(203,934 procedures, down 1%
from 2014, down 38% since 2000)



TUMMY TUCK
(127,967 procedures, up 9% from
2014 and 104% since 2000)

THE TOP 5 – COSMETIC MINIMALLY-INVASIVE PROCEDURES

Among the 14.2 million cosmetic
minimally-invasive procedures
performed in 2015, the top 5 were:

BOTULINUM TOXIN TYPE A
(6.7 million procedures, up 1% from
2014 and 759% since 2000)

SOFT TISSUE FILLERS
(2.4 million procedures, up 6% from
2014 and 274% since 2000)

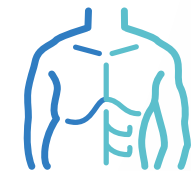
CHEMICAL PEEL
(1.3 million procedures, up 5% from
2014 and 14% since 2000)

LASER HAIR REMOVAL
(1.1 million procedures, unchanged
from 2014, but up 52% since 2000)

MICRODERMABRASION
(800,340 procedures, down 9%
from 2014 and 8% since 2000)

AESTHETIC BREAST REDUCTION THIS IS A MAN'S WORLD

Among the 14.2 million cosmetic
minimally-invasive procedures
performed in 2015, the top 5 were:



40% MEN
27,456 out of 68,106 aesthetic breast
reduction surgeries (gynecomastia)
were performed on men.

For the first time, men account for
more than 40% of aesthetic breast
reduction surgeries
Up from 35% in 2015